





# Prefixes & Suffixes

## Memory Mayhem

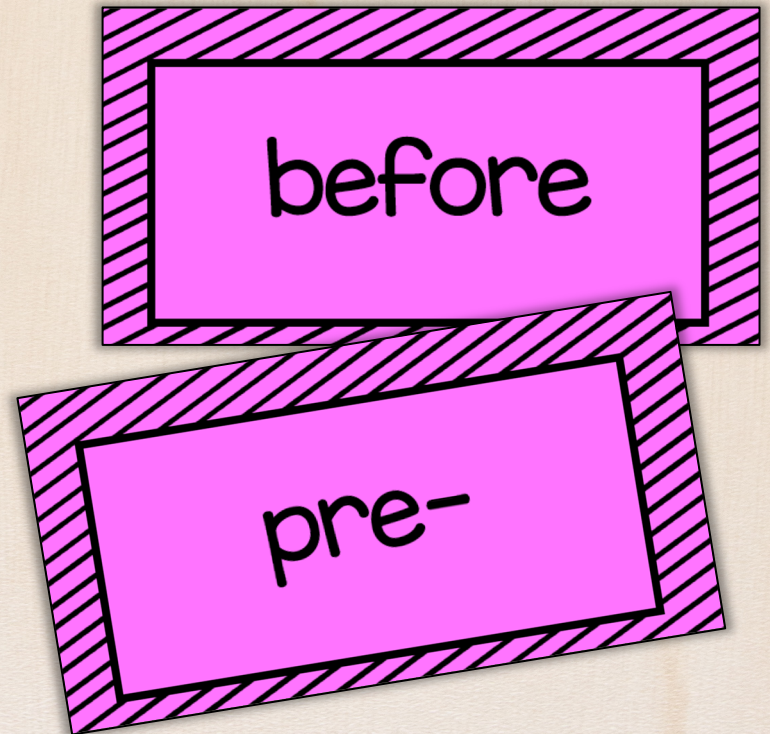
de-			
		opposite	

# What's Included:

- 18 Common Prefix Cards
- 11 Common Suffix Cards
- 6 Special Cards for a Fun Twist
- Teacher and Game Directions

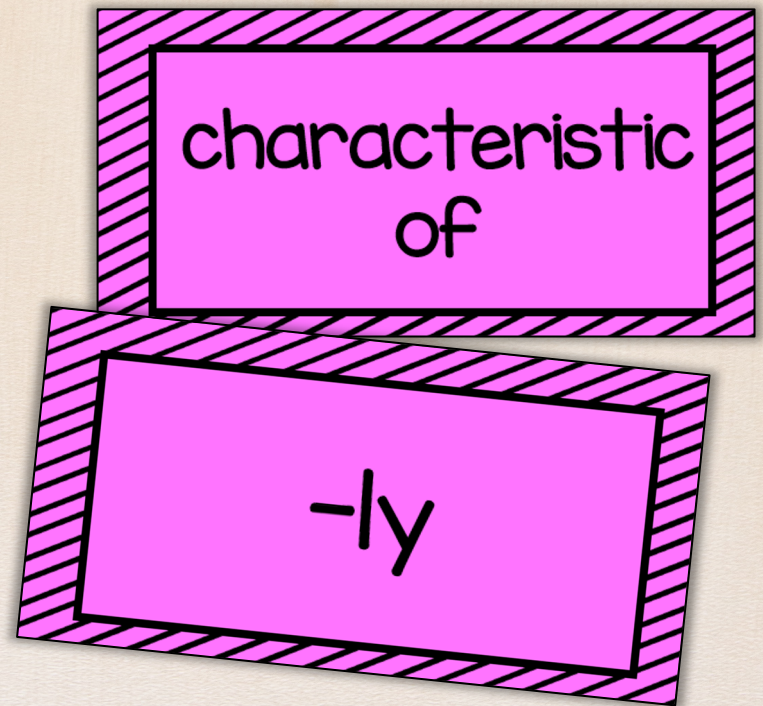


# 18 Common Prefix Cards



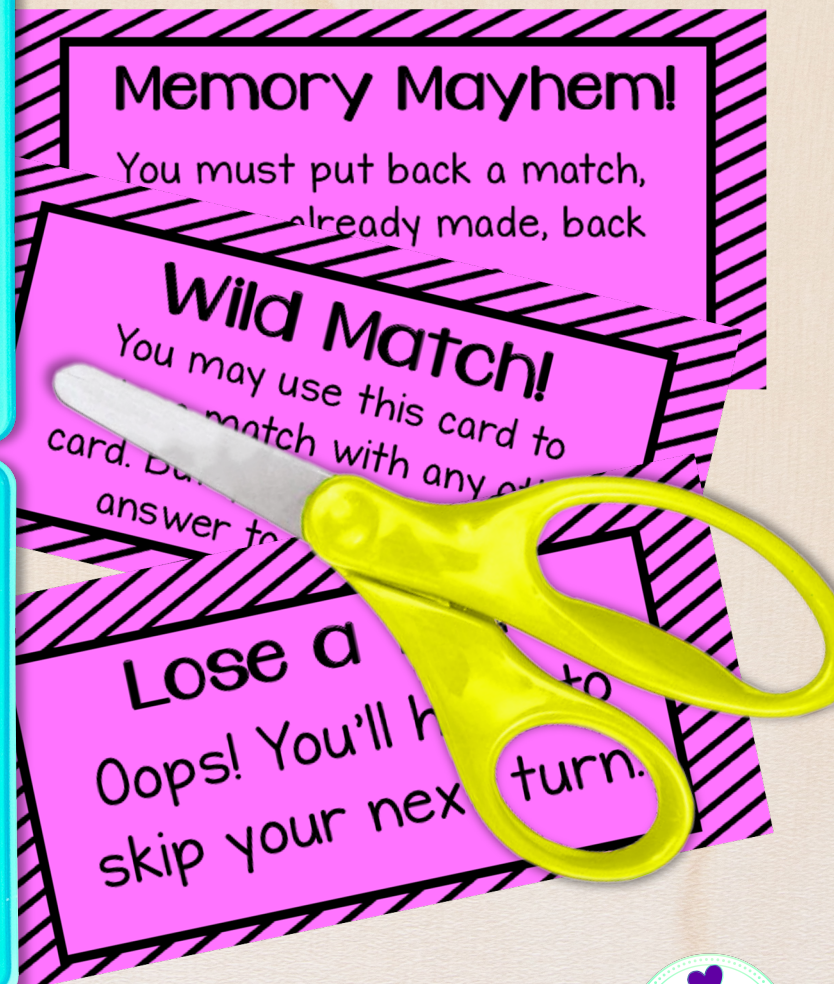


# II Common Suffix Cards





# 6 Special Cards For a Fun Twist





# Teacher and Game Directions

## HOW TO PLAY MEMORY MAYHEM:

1. Shuffle the cards and lay them face down in even rows and columns.
2. The first player turns over 2 cards. If the cards are a prefix and definition match, that player gets to keep the cards. If it's not a match, they turn them over in the same spot the cards were in.
3. The next player repeats the same steps and continues until all the prefix and definition cards have been matched or until all the cards are matched.
  - If a player has a match, they can use it to help them play if they know the matching definition. They turn when they turn over the Wild card.
  - If a player has a match, they skip their next turn. If a player has a match, they need to put back any cards if they don't already have a match.
4. The player who has the most matches at the end of the game wins!

© iHeart Teaching Elementary

-This game is best played in groups of 4 or less. If you have more than one group, I suggest to have a set of cards for each group on a different color. For example, one group will have blue cards and another group will have orange cards.

